


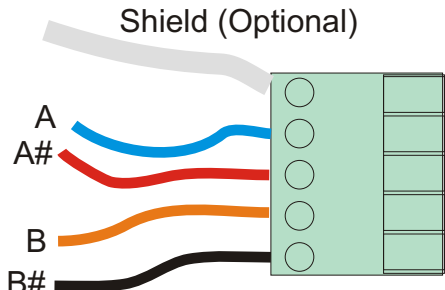
CandCNC EZPlug Gecko Stepper Interface



Easy interface for 2 Gecko 200 series
Stepper Drives

DUAL GECKO Stepper Card

TIE SHIELD LUG TO CHASSIS GROUND if USED.
DO NOT CONNECT BOTH ENDS of SHIELD!

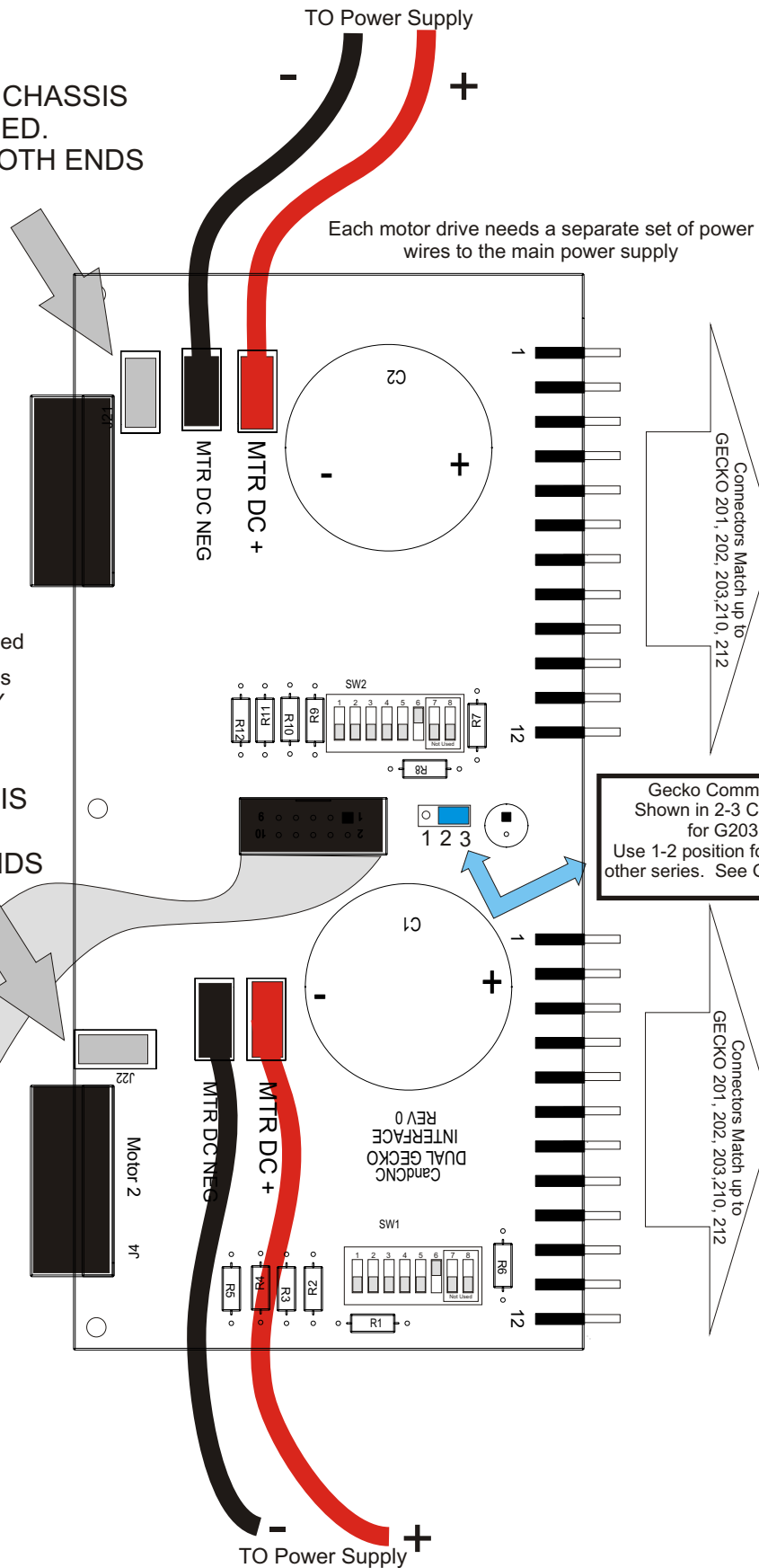


All plugs wire up the same

Note: Bottom plugs (Z & A Motors) are flipped
See motor specs for proper color codes
Colors shown are for illustration ONLY
Do not use them for your motors

TIE SHIELD LUG TO CHASSIS GROUND if USED.
DO NOT CONNECT BOTH ENDS of SHIELD!

To Matching 10 pin Axis Connector on MTA100 card or PSC650/1500



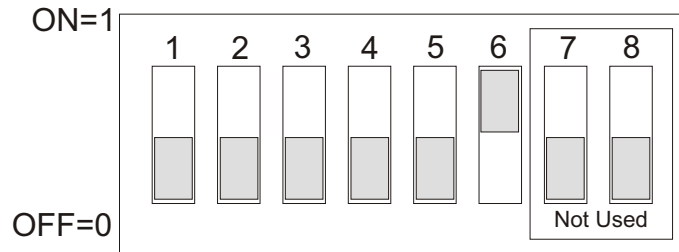
Each motor drive needs a separate set of power wires to the main power supply

Connectors Match up to GECKO 201, 202, 203, 210, 212

Gecko Common Selector Shown in 2-3 Common GND for G203 series Use 1-2 position for 201 and most other series. See Gecko data sheet

Connectors Match up to GECKO 201, 202, 203, 210, 212

EZPlug Gecko Stepper DIP Switch settings chart



Switch setting for 5.98A (6A)

Current (A)	SW1	SW2	SW3	SW4	SW5	SW6	Most Used
1.04	1	1	1	1	1	1	1A
1.95	0	1	1	1	1	1	2A
2.49	1	0	1	1	1	1	2.5A
3.04	0	0	1	1	1	1	3A
3.26	1	1	0	1	1	1	
3.64	0	1	0	1	1	1	3.5A
3.90	1	0	0	1	1	1	
4.16	0	0	0	1	1	1	
4.04	1	1	1	0	1	1	4.0A
4.28	0	1	1	0	1	1	
4.45	1	0	1	0	1	1	4.5A
4.63	0	0	1	0	1	1	
4.71	1	1	0	0	1	1	
4.96	1	0	0	0	1	1	
5.08	0	0	0	0	1	1	5.0A
5.40	1	1	1	1	0	1	
5.47	0	1	1	1	0	1	
5.52	1	0	1	1	0	1	5.5A
5.59	0	0	1	1	0	1	
5.62	1	1	0	1	0	1	
5.67	0	1	0	1	0	1	
5.71	1	0	0	1	0	1	
5.76	0	0	0	1	0	1	
5.74	1	1	1	0	0	1	5.75A
5.79	0	1	1	0	0	1	
5.82	1	0	1	0	0	1	
5.86	0	0	1	0	0	1	
5.88	1	1	0	0	0	1	
5.91	0	1	0	0	0	1	
5.94	1	0	0	0	0	1	
5.98	0	0	0	0	0	1	6.0A
7.00	0	0	0	0	0	0	